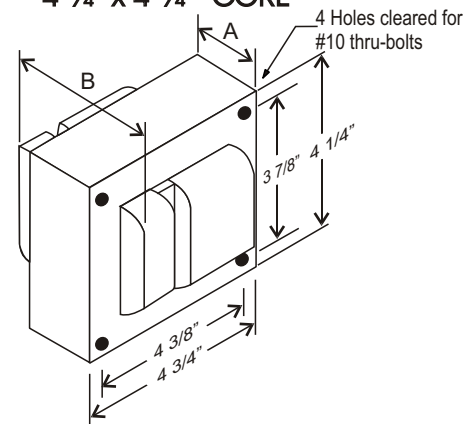


CATALOG NUMBER: E-MCA0DD251 FOR ONE 250 WATT, M138/M153 METAL HALIDE PULSE START LAMP

Line Voltage	480V
Regulation	
Line Volts	+/-10%
Line Watts	+/-10%
Frequency	60 Hz
Circuit Type	CWA
Power Factor (min)	90%
Insulation Class	H(180°)
Min. Ambient Starting Temp.	-20° F or -30° C

Line Voltage (Volts)	480
Line Current (Amps)	
Operating	0.65
Open Circuit	0.50
Starting	0.45
Input Watts (W)	288
Open Circuit Voltage (V)	290
Drop Out Voltage (V)	240
UL(1029) Bench Top Rise	A
Recommended Fuse (Amps)	2
HIGH POTENTIAL TEST (VOLTS)	
1Minute	2000
2 Seconds	2500
Open Circuit Voltage Test(volts)	260-315
Short-Circuit Current Test (Amps)	
Secondary Current	2.3 - 2.7
Input Current (Amps)	0.35 - 0.45

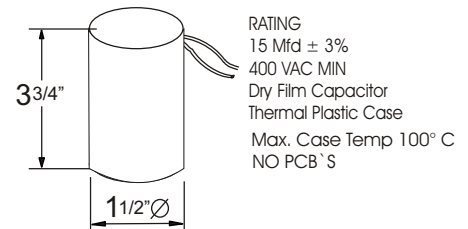
4 1/4" x 4 3/4" CORE



CORE AND COIL

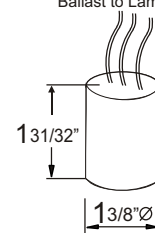
Dimension A (inches)	1.50
Dimension B (inches)	3.40
Weight (Lbs)	11.00
Lead Lengths (inches)	12

CAPACITOR



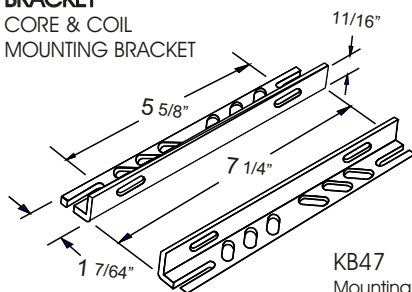
IGNITOR 37-63-AS-6.9-N7

Ballast to Lamp Distance (BTL): 2 feet
(THERMAL PLASTIC CASE)
Max. case Temp: 110° C

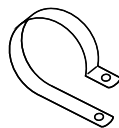


BRACKET

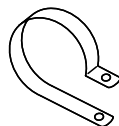
CORE & COIL
MOUNTING BRACKET



KB47
Mounting bracket for
Core & Coil Ballasts
(2 brackets with thru bolts)

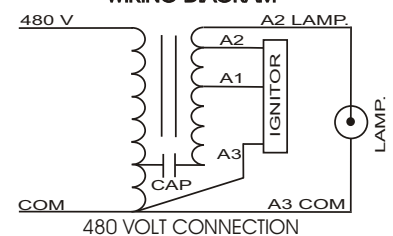


C-01
MOUNTING CLIP for round
case (Furnished as standard
with B suffix ballast)



I-01
MOUNTING CLIP for round
case (Furnished as standard
with B suffix ballast)

WIRING DIAGRAM



Data is based upon tests performed by Industrias Sola Basic in a controlled environment and representative of relative performance. Actual Performance can vary depending on operating conditions. Specifications are subject to change without notice.



Certificate No. 006281



SOLA CANADA LIGHTING & POWER

171 Ambassador Drive
Units 8 & 9
Mississauga, ON
L5T 2J1

Phone: 905-670-0746
Fax: 905-670-9689

www.solacanada.com