

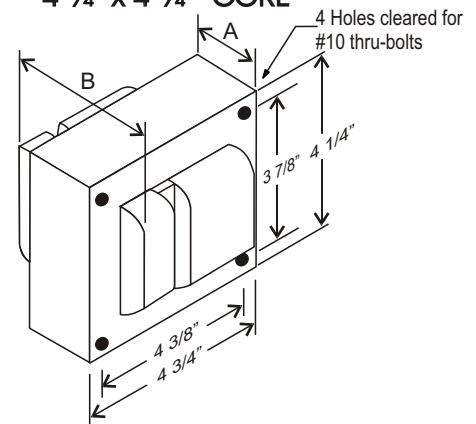
CATALOG NUMBER: E-MCA0DD401 FOR ONE 400 WATT, M135/M155 METAL HALIDE PULSE START LAMP

Line Voltage	480V
Regulation	
Line Volts	+/-10%
Line Watts	+/-10%
Frequency	60 Hz
Circuit Type	CWA
Power Factor (min)	90%
Insulation Class	H(180°)
Min. Ambient Starting Temp.	-20° F or -30° C

Line Voltage (Volts)	480
Line Current (Amps)	
Operating	1.00
Open Circuit	0.80
Starting	0.55
Input Watts (W)	452
Open Circuit Voltage (V)	270
Drop Out Voltage (V)	240
UL(1029) Bench Top Rise	E
Recommended Fuse (Amps)	3

HIGH POTENTIAL TEST (VOLTS)	
1Minute	2000
2 Seconds	2500
Open Circuit Voltage Test(volts)	245-295
Short-Circuit Current Test (Amps)	
Secondary Current	3.5 - 4.1
Input Current (Amps)	0.35 - 0.60

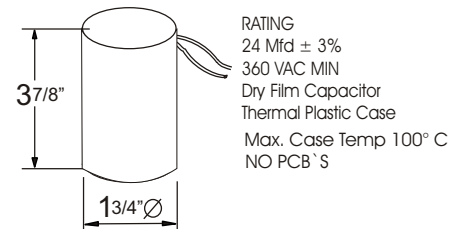
4 1/4" x 4 3/4" CORE



CORE AND COIL

Dimension A (inches)	1.80
Dimension B (inches)	3.70
Weight (Lbs)	12.00
Lead Lengths (inches)	12

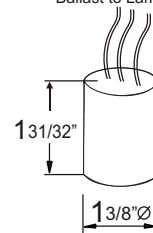
CAPACITOR



RATING
24 Mfd ± 3%
360 VAC MIN
Dry Film Capacitor
Thermal Plastic Case
Max. Case Temp 100° C
NO PCB'S

IGNITOR 37-63-AS-6.9-N7

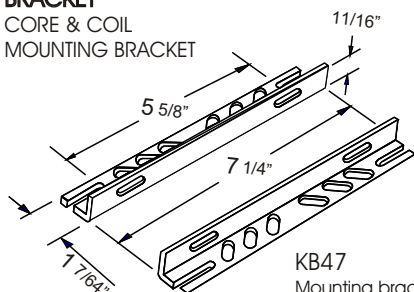
Ballast to Lamp Distance (BTL): 2 feet



(THERMAL PLASTIC CASE)
Max. case Temp: 110° C

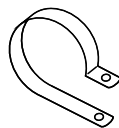
BRACKET

CORE & COIL
MOUNTING BRACKET



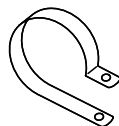
KB47

Mounting bracket for
Core & Coil Ballasts
(2 brackets with thru bolts)



C-01

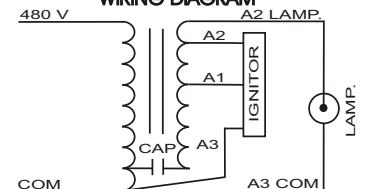
MOUNTING CLIP for round
case (Furnished as standard
with B suffix ballast)



I-01

MOUNTING CLIP for round
case (Furnished as standard
with B suffix ballast)

WIRING DIAGRAM



480 VOLT CONNECTION

Data is based upon tests performed by Industrias Sola Basic in a controlled environment and representative of relative performance. Actual Performance can vary depending on operating conditions. Specifications are subject to change without notice.



Certificate No. 006281



SOLA CANADA LIGHTING & POWER

171 Ambassador Drive
Units 8 & 9
Mississauga, ON
L5T 2J1

Phone: 905-670-0746
Fax: 905-670-9689

www.solacanada.com