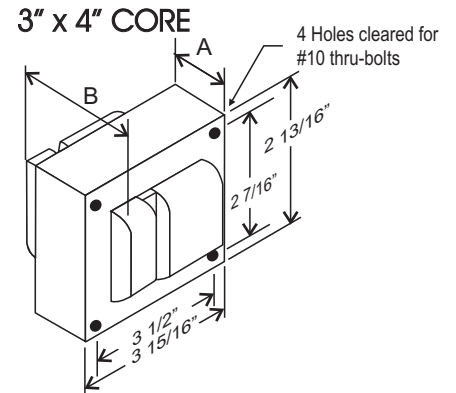


CATALOG NUMBER: E-MZA0FT50 FOR ONE 50 WATT, M110 METAL HALIDE LAMP

Line Voltage	120/277V
Regulation	
Line Volts	+/- 5%
Line Watts	+/-10%
Frequency	60 Hz
Circuit Type	HX-HPF
Power Factor (min)	90%
Insulation Class	H(180°)
Min. Ambient Starting Temp.	-20° F or -30° C

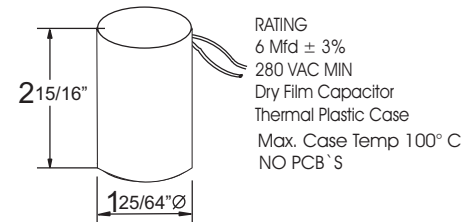
Line Voltage (Volts)	120	277
Line Current (Amps)		
Operating	0.60	0.25
Open Circuit	1.33	0.58
Starting	0.65	0.28
Input Watts (W)	67	67
Open Circuit Voltage (V)	250	250
Drop Out Voltage (V)	90	208
UL(1029) Bench Top Rise	B	B
Recommended Fuse (Amps)	3	2
HIGH POTENTIAL TEST (VOLTS)		
1 Minute	2000	
2 Seconds	2500	
Open Circuit Voltage Test(volts)	240-265	
Short-Circuit Current Test (Amps)		
Secondary Current	0.72 - 0.87	
Input Current (Amps)	0.30 - 0.50	0.12 - 0.20



CORE AND COIL

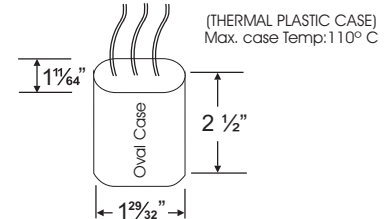
Dimension A (inches)	1.050
Dimension B (inches)	2.40
Weight (Lbs)	4.10
Lead Lengths (inches)	12

CAPACITOR

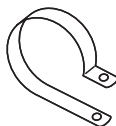
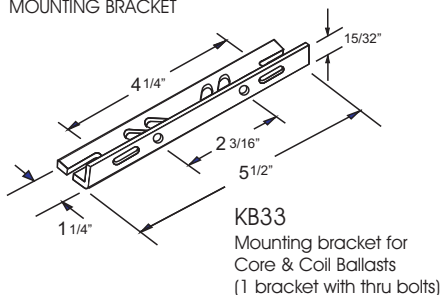


IGNITOR 356-AS-100-MH


Ballast to Lamp Distance (BTL): 5 feet



BRACKET CORE & COIL MOUNTING BRACKET

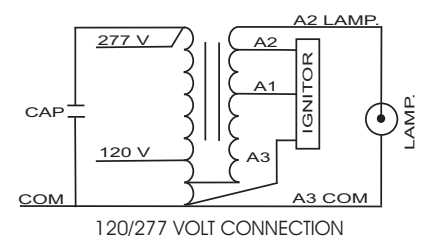


C-01
MOUNTING CLIP for round case (Furnished as standard with B suffix ballast)



I-01
MOUNTING CLIP for oval case (Furnished as standard with B suffix ballast)

WIRING DIAGRAM



Data is based upon tests performed by Industrias Sola Basic in a controlled environment and representative of relative performance. Actual Performance can vary depending on operating conditions. Specifications are subject to change without notice.



Certificate No. 006281



Made in Mexico by Industrias Sola Basic S.A de C.V.

SOLA CANADA LIGHTING & POWER

171 Ambassador Drive
Units 8 & 9
Mississauga, ON
L5T 2J1

Phone: 905-670-0746
Fax: 905-670-9689

www.solacanada.com