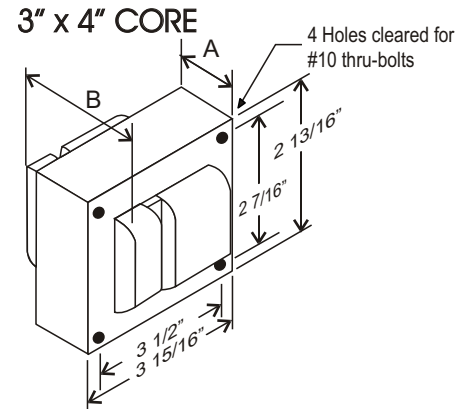


CATALOG NUMBER: E-SZA00W150 FOR ONE 150 WATT, S55 HIGH PRESSURE SODIUM LAMP

Line Voltage	120/208/240/277V
Regulation	
Line Volts	+/- 5%
Line Watts	WITHIN TRAPEZOID
Frequency	60 Hz
Circuit Type	HX-HPF
Power Factor (min)	90%
Insulation Class	H(180°)
Min. Ambient Starting Temp.	-40° F or -40° C

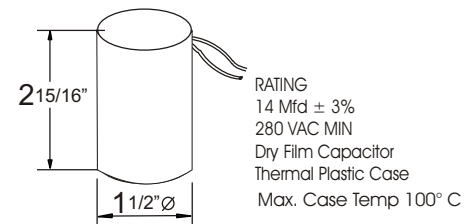
Line Voltage (Volts)	120	208	240	277
Line Current (Amps)				
Operating	1.66	0.96	0.83	0.72
Open Circuit	2.81	1.65	1.45	1.25
Starting	1.80	1.05	0.86	0.80
Input Watts (W)	188	188	188	188
Open Circuit Voltage (V)	120	120	120	120
Drop Out Voltage (V)	96	166	192	222
UL(1029) Bench Top Rise	C	B	B	B
Recommended Fuse (Amps)	10	5	5	4
HIGH POTENTIAL TEST (VOLTS)				
1 Minute	2000			
2 Seconds	2500			
Open Circuit Voltage Test (volts)	110-135			
Short-Circuit Current Test (Amps)				
Secondary Current	3.6 - 4.6			
Input Current (Amps)	1.25 - 2.30	0.70 - 1.30	0.60 - 1.15	0.52 - 1.00



CORE AND COIL

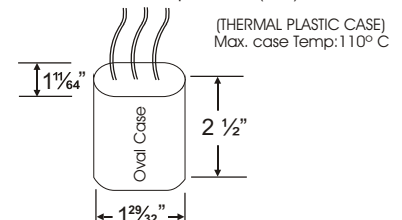
Dimension A (inches)	2.50
Dimension B (inches)	3.875
Weight (Lbs)	8.00
Lead Lengths (inches)	12

CAPACITOR

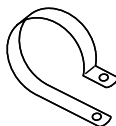
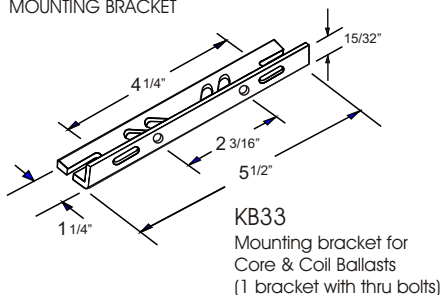


IGNITOR 37-63-AS-9.1-N7

Ballast to Lamp Distance (BTL): 2 feet

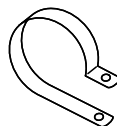


BRACKET CORE & COIL MOUNTING BRACKET



C-01

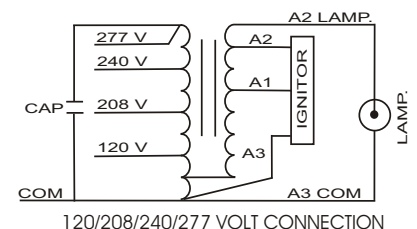
MOUNTING CLIP for round case (Furnished as standard with B suffix ballast)



I-01

MOUNTING CLIP for oval case (Furnished as standard with B suffix ballast)

WIRING DIAGRAM



Data is based upon tests performed by Industrias Sola Basic in a controlled environment and representative of relative performance. Actual Performance can vary depending on operating conditions. Specifications are subject to change without notice.



Certificate No. 006281



SOLA CANADA LIGHTING & POWER

171 Ambassador Drive
Units 8 & 9
Mississauga, ON
L5T 2J1

Phone: 905-670-0746
Fax: 905-670-9689

www.solacanada.com